

Advantech AE Technical Sharing Documentation

Date	2018 / 08 / 08	SR#	1-3597665351
Category	■ FAQ □ SOP	Related OS	Ubuntu 17.04
Abstract	How to revise source.list to get online update in Ubuntu 17.04?		
Keyword	Ubuntu 17.04, online update, UNO-2484G		
Related Product	UNO-2484G-67XXAE		

■ **Problem Description:**

Due to the supporting policy of Ubuntu, many customers was not able to get on-line support for their Ubuntu17.04, thus we have this FAQ to solve this problem by revising the source.list in Ubuntu17.04.

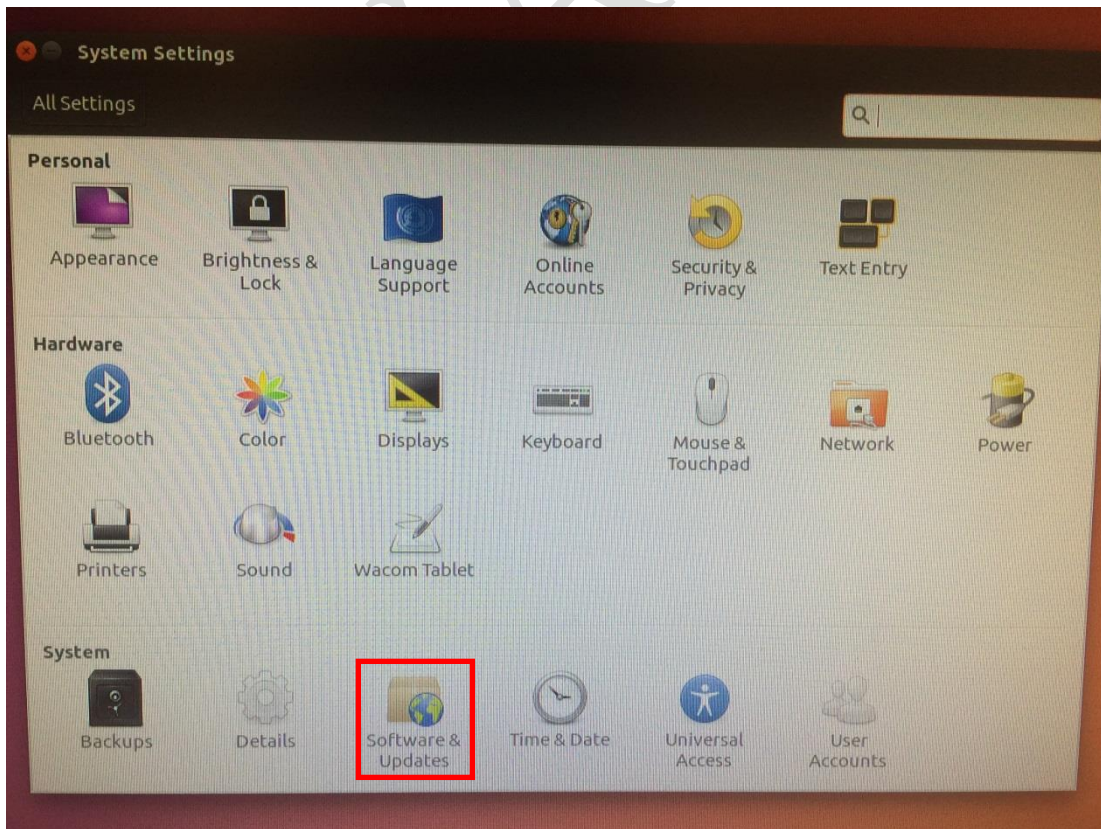
■ **Brief Solution - Step by Step:**

We need to input the source file below as update server.

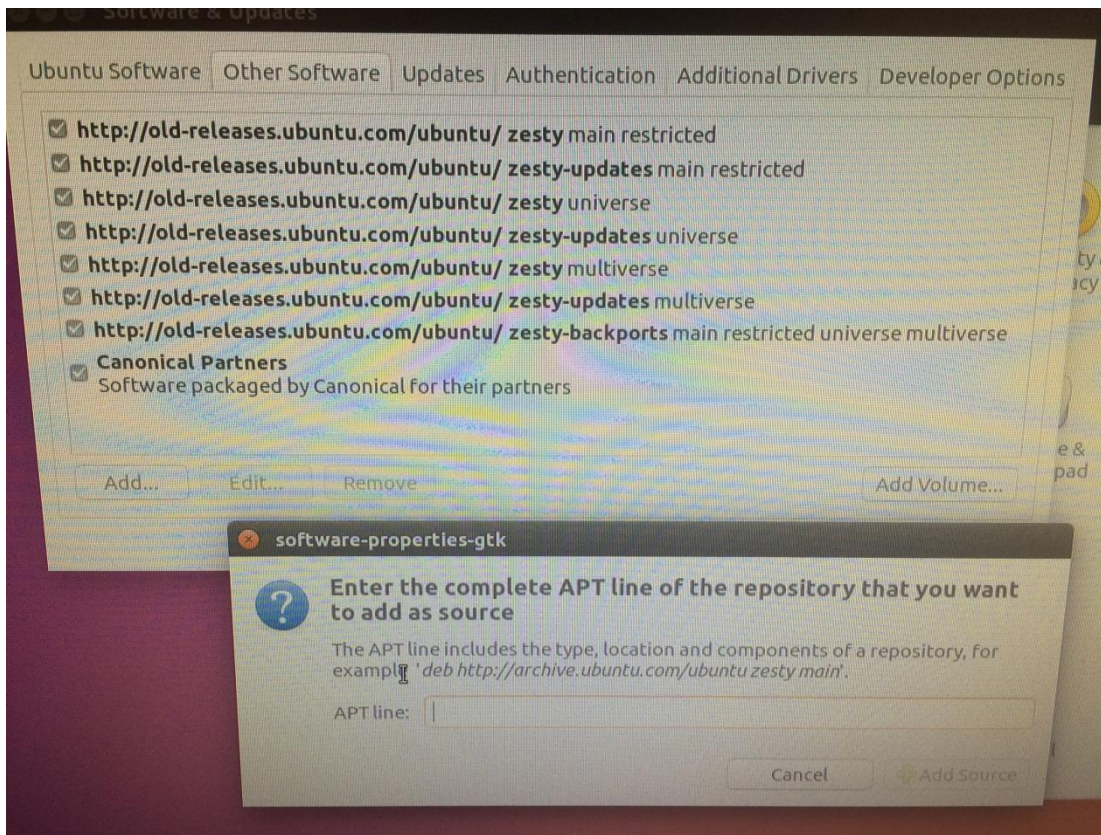


sources.list

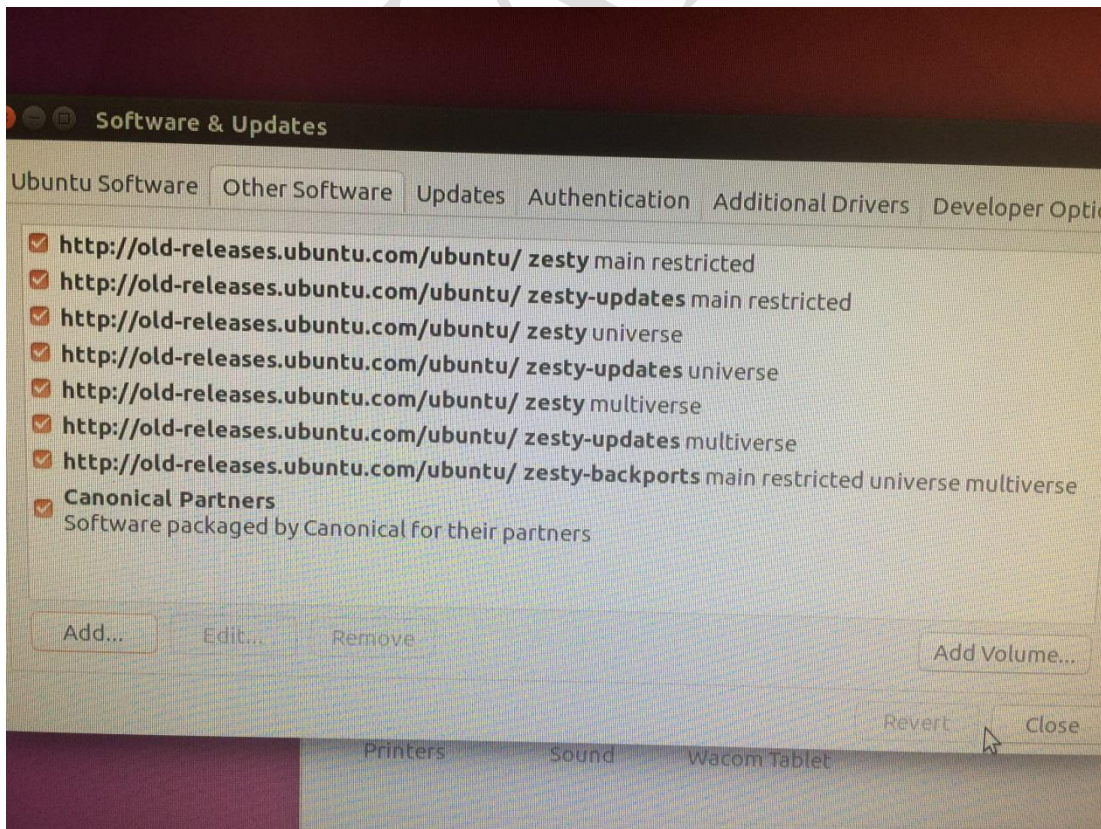
First of all, open software & updates



Choose “other software” then press “Add...”, type the content in source file into APT line.



After add all the content in, close the window.



Then you will be able to get updates in Ubuntu 17.04.

```
W: Failed to fetch http://old-releases.ubuntu.com/ubuntu/dists/zesty/Release
Could not resolve 'old-releases.ubuntu.com'
W: Failed to fetch http://old-releases.ubuntu.com/ubuntu/dists/zesty/Release
Could not resolve 'old-releases.ubuntu.com'
W: Failed to fetch http://archive.canonical.com/ubuntu/dists/zesty/Release
Could not resolve 'archive.canonical.com'
W: Some index files failed to download. They have been ignored, or
  instead.
root@adv-UNO-2484G-674xAE:~# apt install minicom -y
Reading package lists... Done
Building dependency tree
Reading state information... Done
minicom is already the newest version (2.7-1build1).
0 upgraded, 0 newly installed, 0 to remove and 310 not upgraded.
root@adv-UNO-2484G-674xAE:~#
```