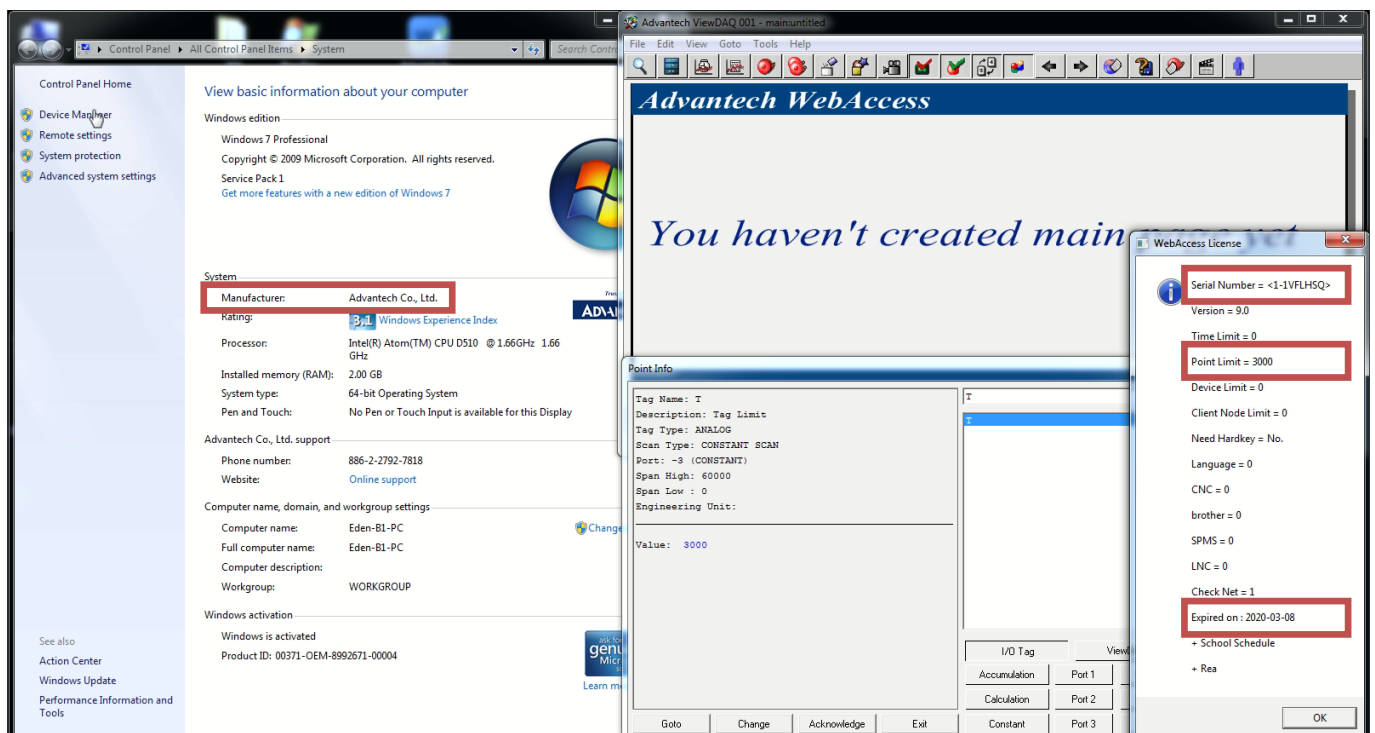


Advantech SE Technical Share Document

Date	2020 / 02 / 11	Related Product	WebAccess/SCADA	
Category	<input type="checkbox"/> FAQ <input checked="" type="checkbox"/> SOP <input type="checkbox"/> Driver Tech Note			
Abstract	How to get WebAccess one month 3000 tags free license trial by using Advantech’s computer			
Keyword	WebAccess/SCADA 8.4.3			
Related OS				
Revision History				
Date	Version	Author	Reviewer	Description
2020/02/11	V1.0	Eden.Sun(Simon)	Nick.Liu	Making by WebAccess 8.4.3.

■ Problem Description & Architecture:

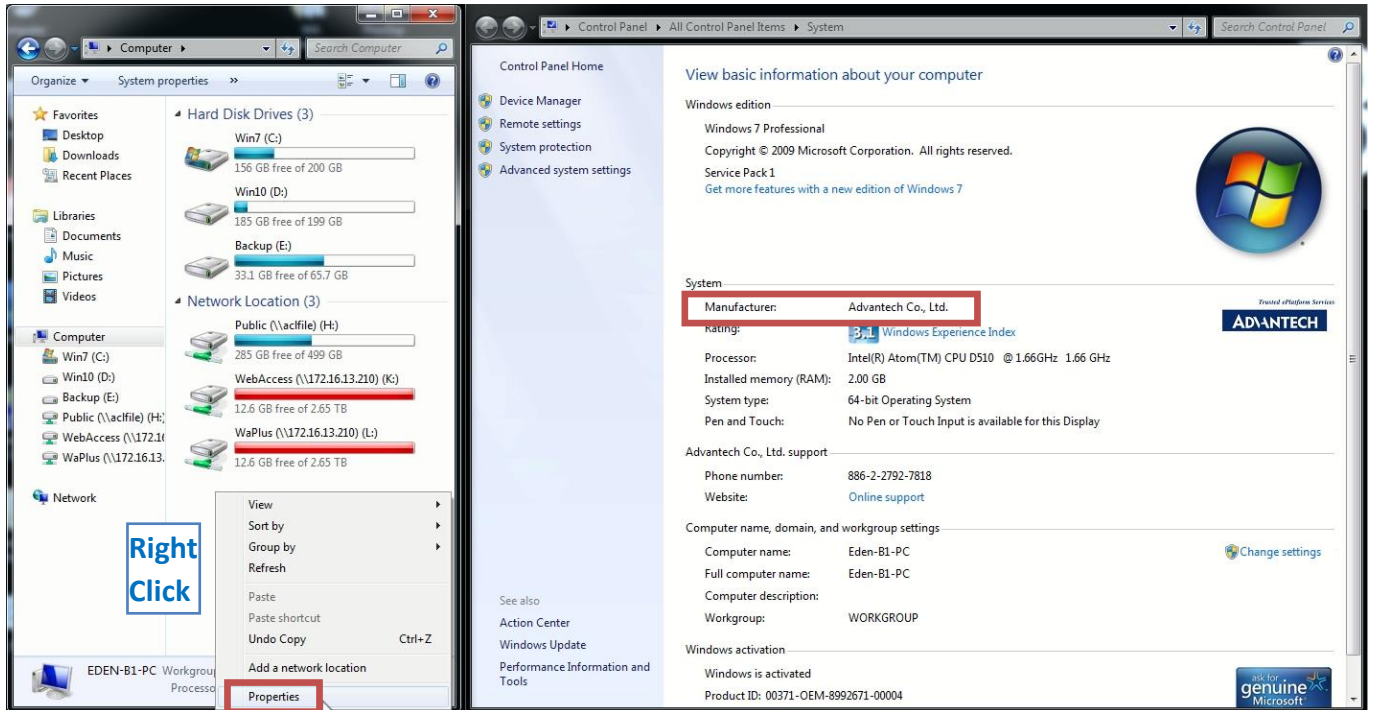
How to get WebAccess one month 3000 tags free license by using Advantech's computer.



■ Brief Solution - Step by Step:

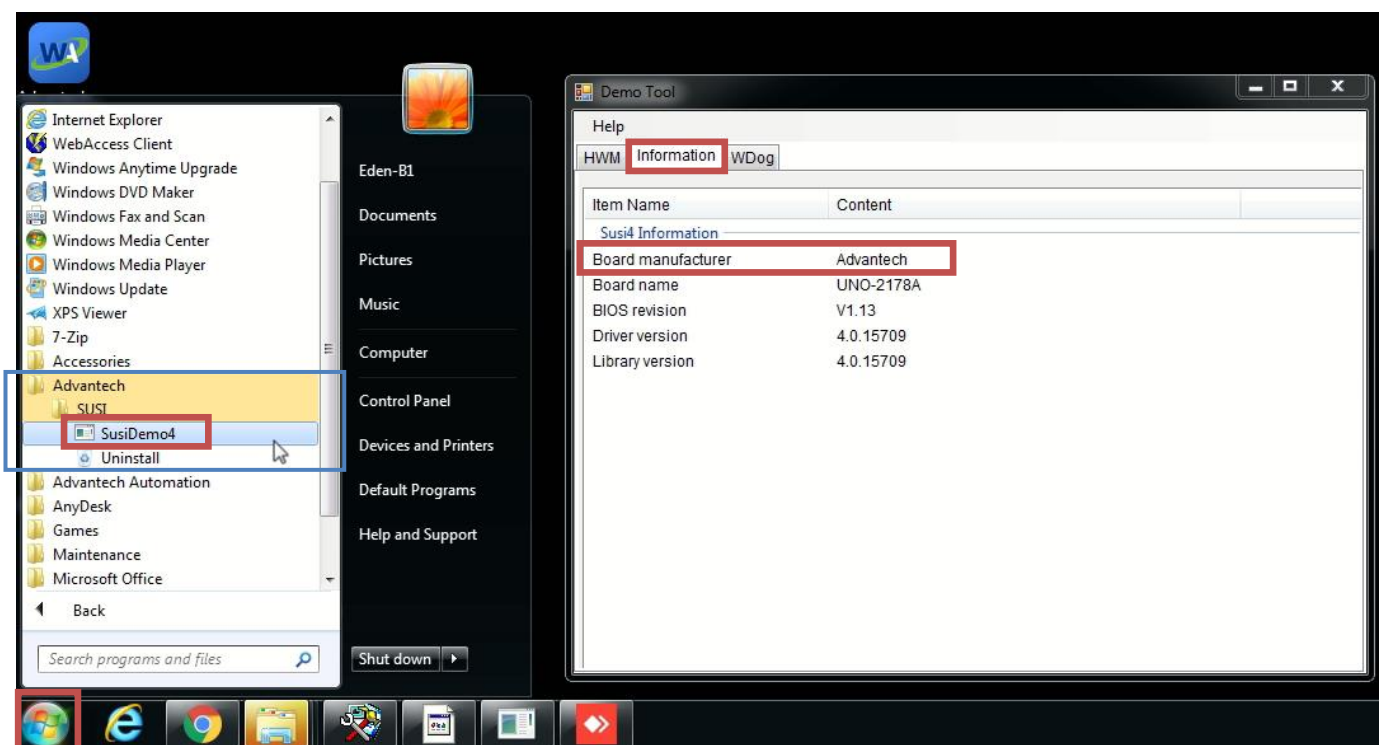
✗ Please prepare as following before get a free license trial.

1. Apply an account for WISE-PaaS Market Place
(<https://wise-paas.advantech.com/en-us>)
2. Please make sure your computer is manufactured by Advantech
A. Please go to Control Panel → System to check manufacturer



B. If this computer cannot be identified as Advantech produced through equipment surface or Windows System information, please download and install SUSI tool to check.

(http://downloadt.advantech.com/download/downloads.aspx?File_Id=1-1V38M5N)



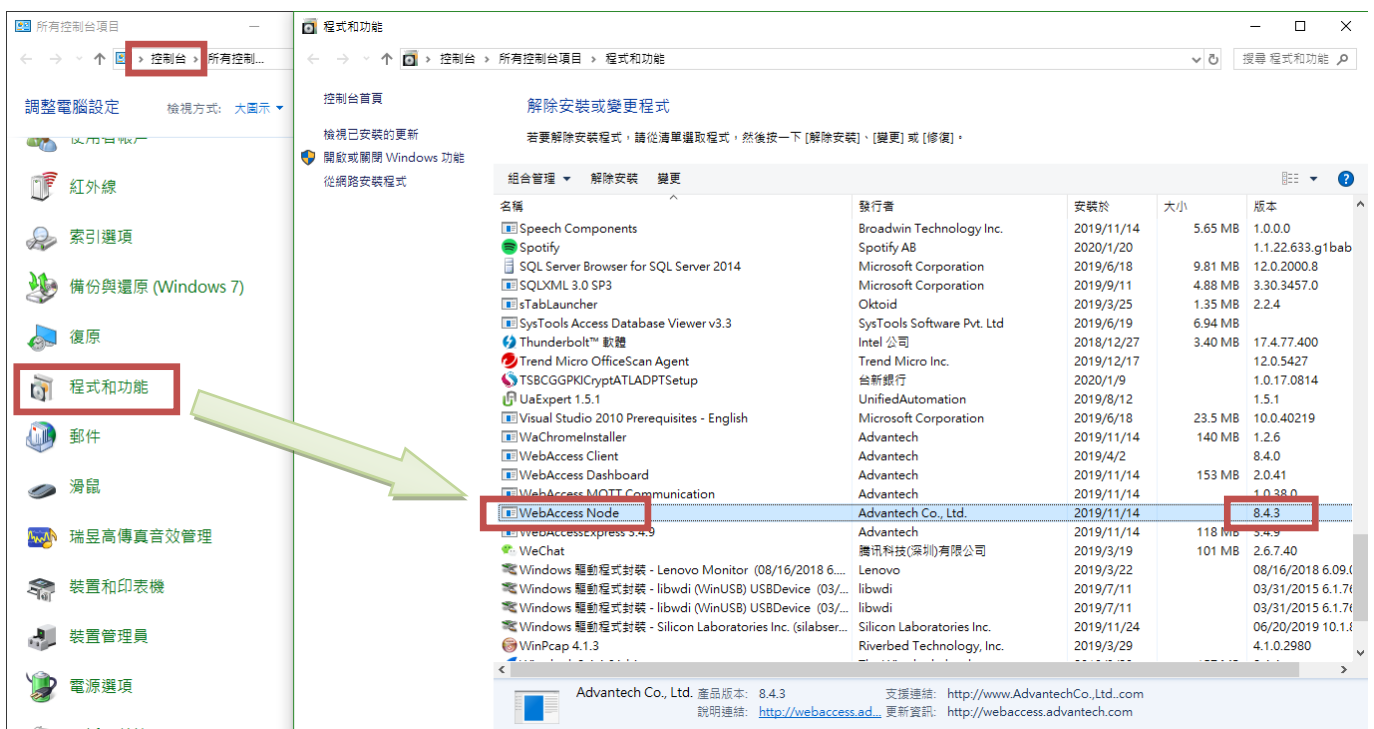
3. Please install WebAccess SCADA 8.4.X or later in computer from Advantech.

(https://support.advantech.com/support/DownloadSRDetail_New.aspx?SR_ID=1-MS9MJV&Doc_Source=Download)

A. Right click at computer icon and choose "License" to check if correct version is installed

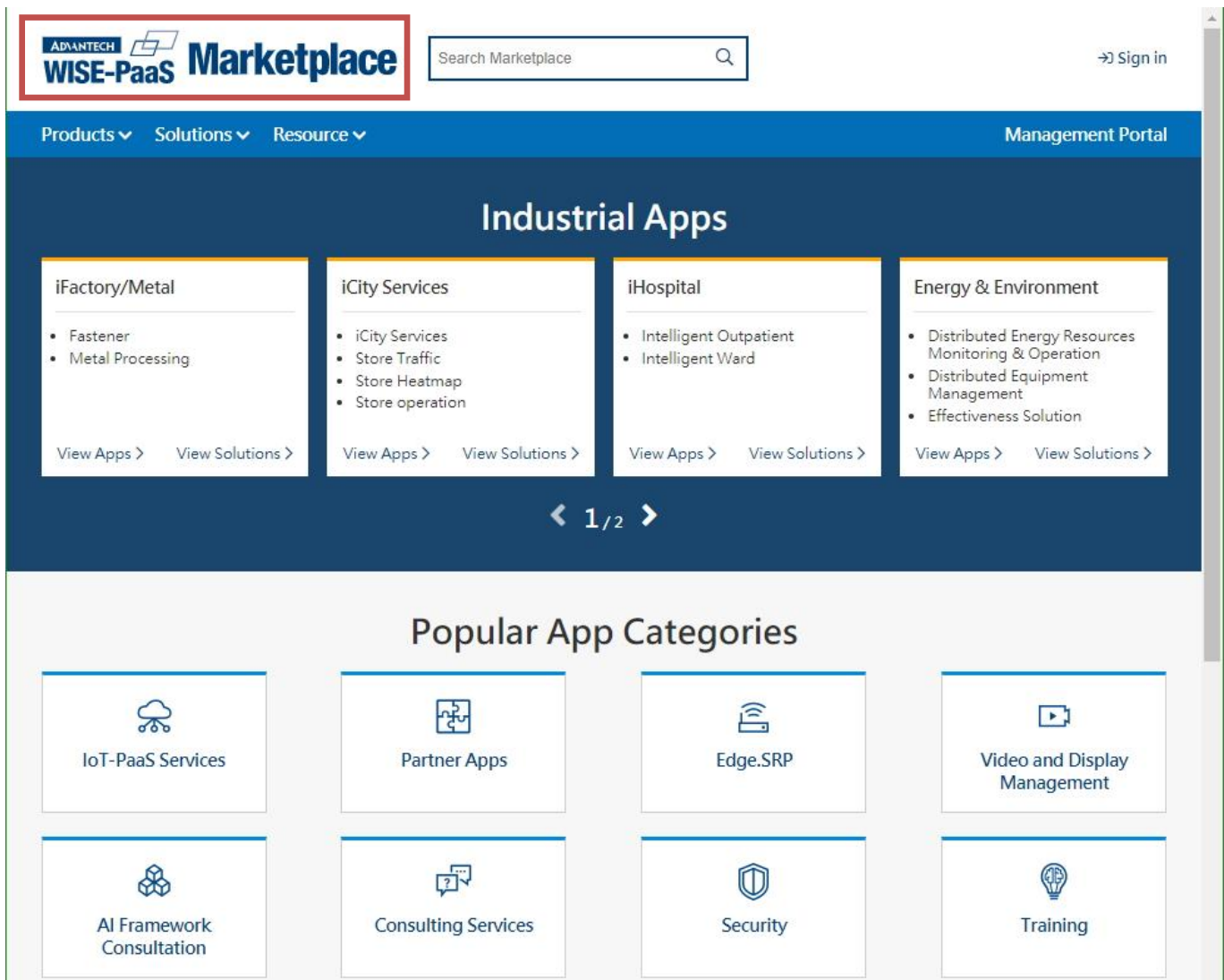
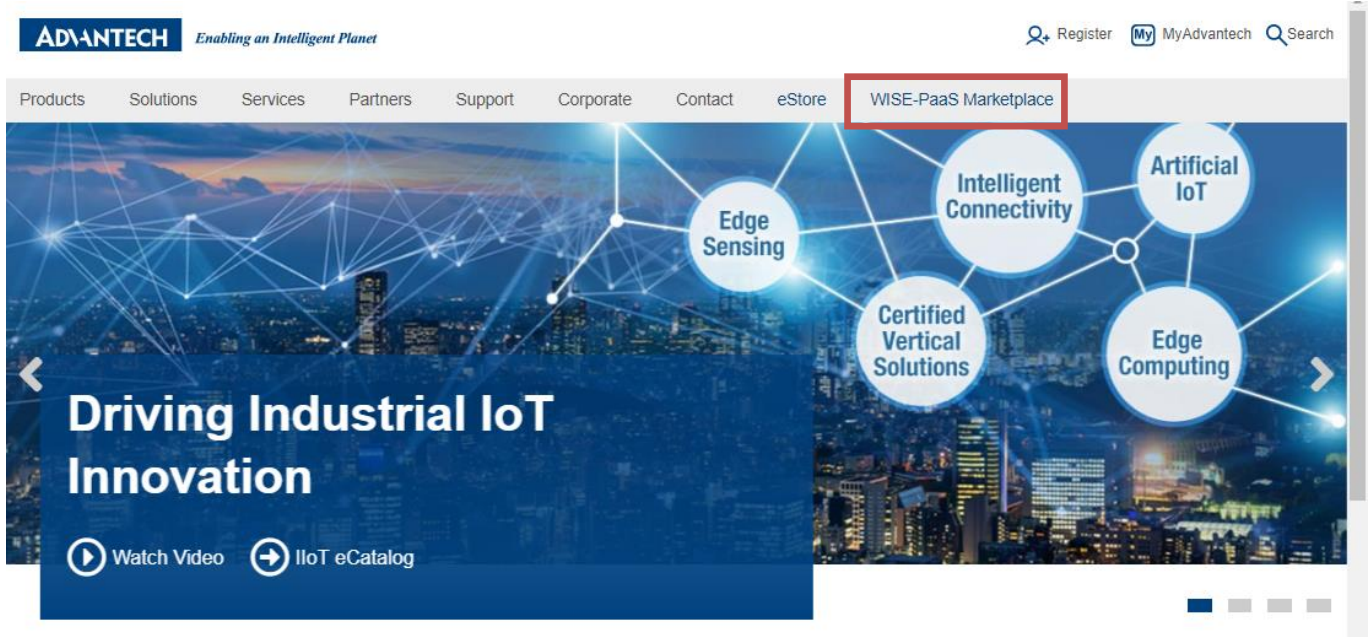


B. You can go to Control Panel → Applications to find software "WebAccess Node" and check its version.

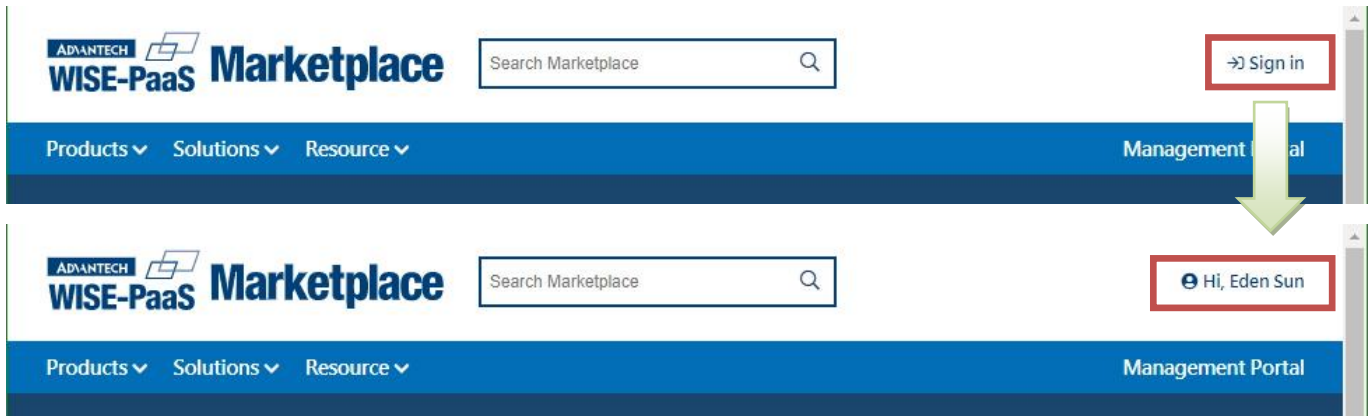


※Apply for free 3000 tags trial and computer's authorization

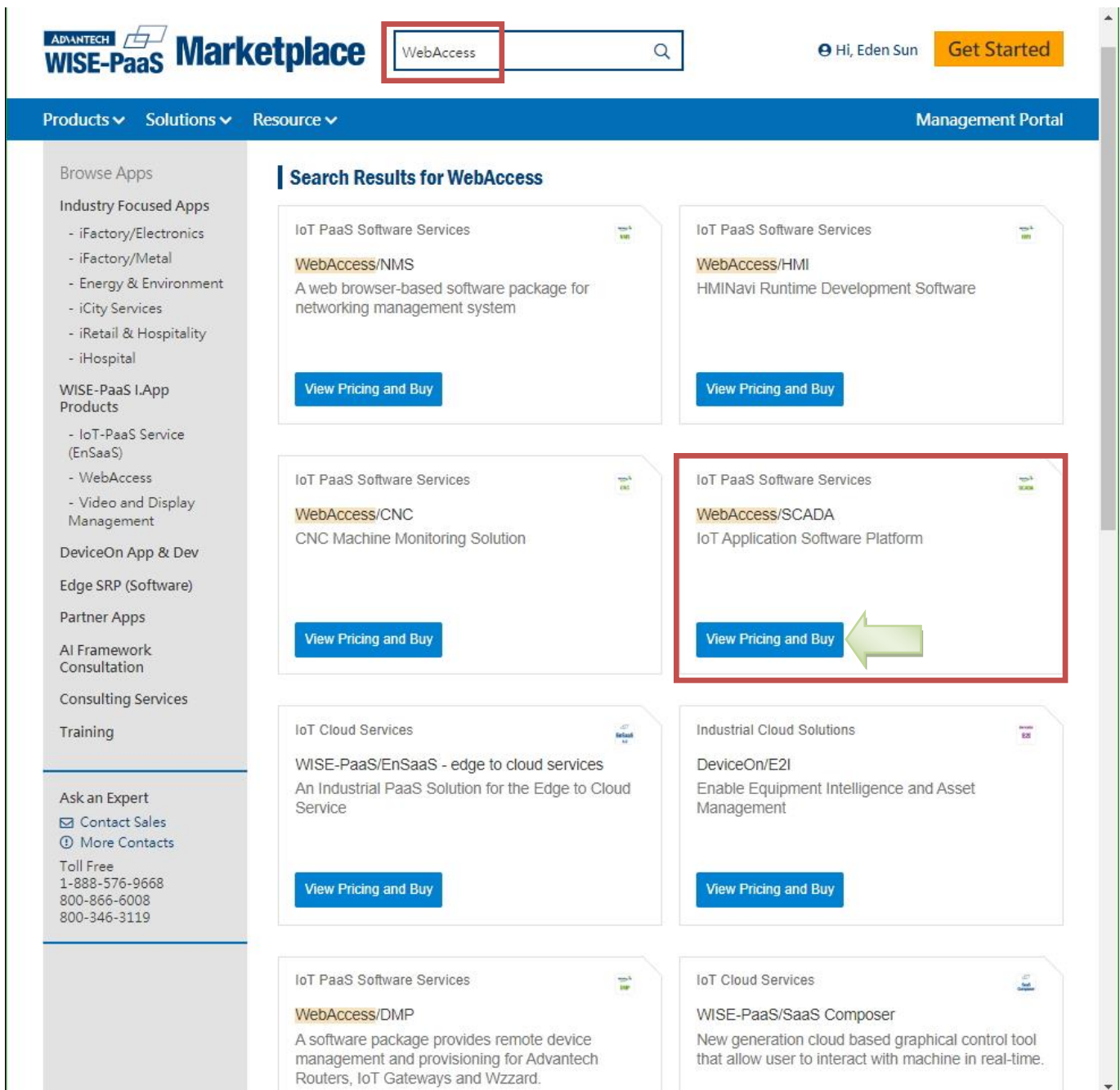
1. Click WISE-PaaS Marketplace in main page of Advantech
(<https://wise-paas.advantech.com/en-us/>)



2. Log in WISE-PaaS Marketplace account.



3. Search “WebAccess” to find WebAccess/SCADA, click at “View Pricing and Buy”.



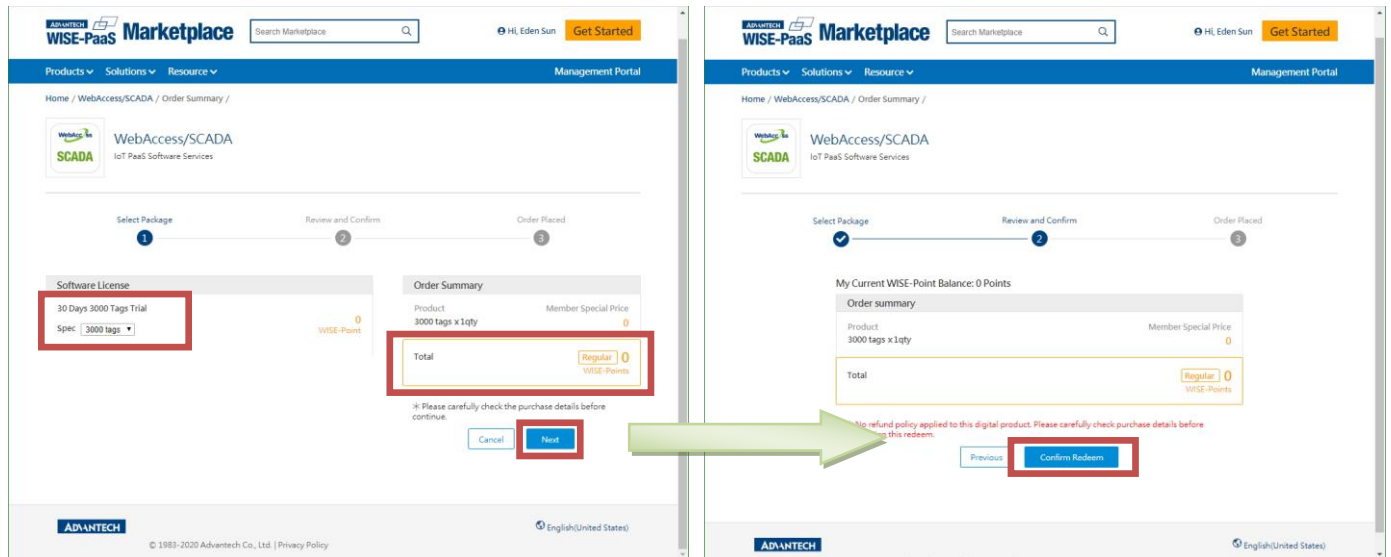
- Please go to "Pricing Details" tab, also find "30 days 3000 tags trial" and press "Redeem".

The screenshot displays the Advantech WebAccess/SCADA product page. On the left is a navigation menu with categories like 'Browse Apps', 'Industry Focused Apps', 'WISE-PaaS I.App Products', 'DeviceOn App & Dev', 'Edge SRP (Software)', 'Partner Apps', 'AI Framework Consultation', 'Consulting Services', and 'Training'. Below this is an 'Ask an Expert' section with contact information.

The main content area features a product card for 'WebAccess/SCADA' with a red box highlighting the title. Below the title, it lists the category 'IoT PaaS Software Services' and the last update date '1/21/2016 12:00:00 AM'. To the right of the product card is a 'Pricing Details' button. Below the product card is a 'Service Details' tab, also highlighted with a red box, and a 'Pricing Details' button.

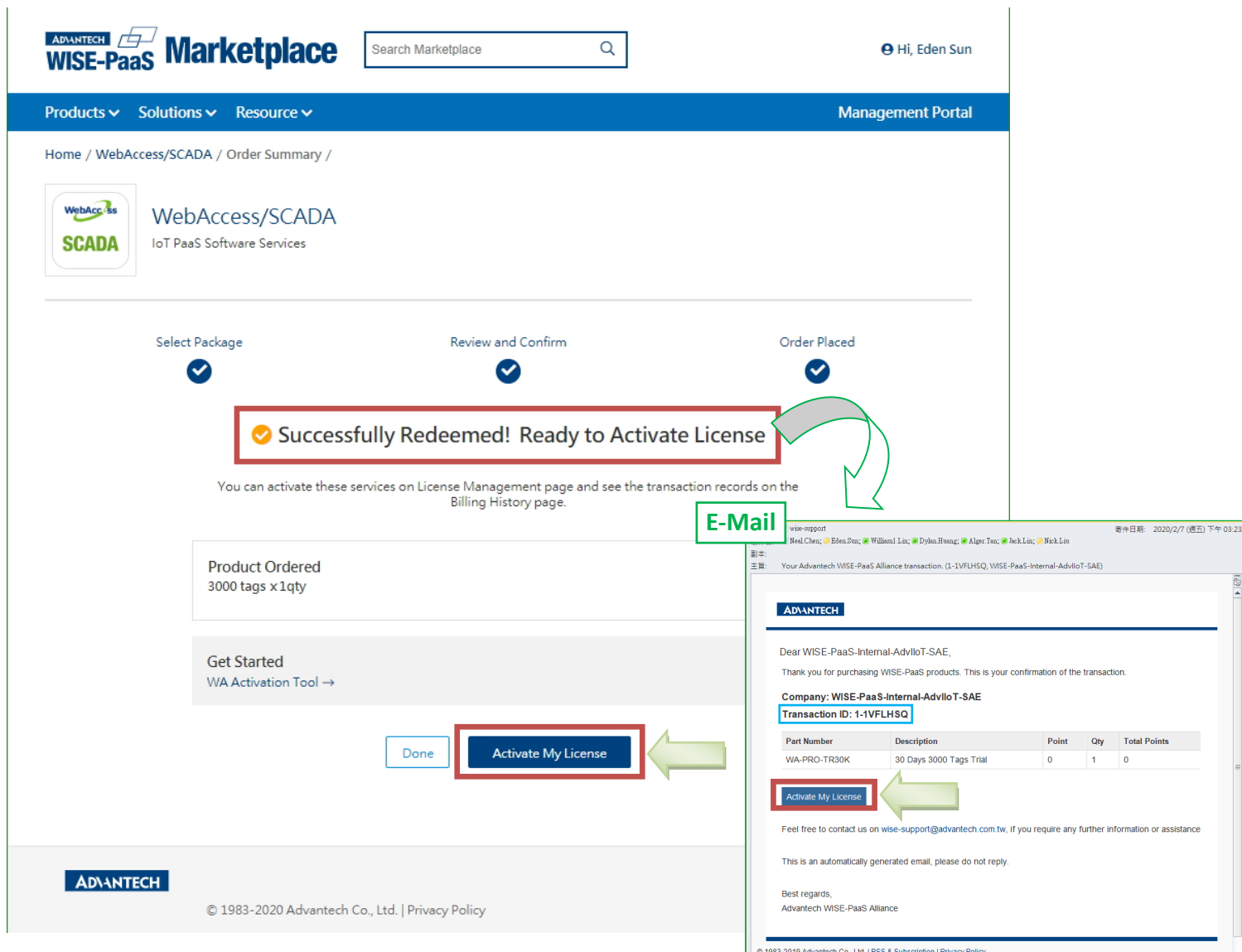
Below the 'Service Details' tab is an 'Edge Visualizer' section showing a 'Process Visualization with Modular Platform' and a 'Redeem' button. Below this is a 'WebAccess/SCADA' section with three redemption options: 'Free 75 Tags for Advantech PC' (0 WISE-Points), '30 Days 3000 Tags Trial' (0 WISE-Points), and 'WebAccess/SCADA Unlimited Tags' (579 WISE-Points). The '30 Days 3000 Tags Trial' option is highlighted with a red box, and a green arrow points to its 'Redeem' button.

- Subscription procedure shows up and choose 3000 tags under "software license". You will also see you have been charged 0 WISE-Points, please press "Next" and confirm "Redeem" to the next step .



6. After subscribe successfully, choose “Activation My License”

✂System would automatically send an E-Mail to inform user that subscription is successful. There is also a “Activation My license” link inside E-Mail.



- In the “Activate Software Licenses” page, please download “WA Activation tool” and copy the tool to the computer which is going to be registered.

Activate Software Licenses
Enter your serial number/MAC or upload file to active and download the license key file.

WebAccess/SCADA
This activation will be associated to the indicated order. Some licenses may not be transferrable. Please check before confirming activation.

Upload your ENC file to Activate

Product	License Details	Volume	Transaction ID	Account	Expiration
30 Days 3000 Tags Trial	Not activated yet	3000 Tags	1-1VFLHSQ	WISE-PaaS-Internal-AdvIoT-SAE	
WA Activation Tool					

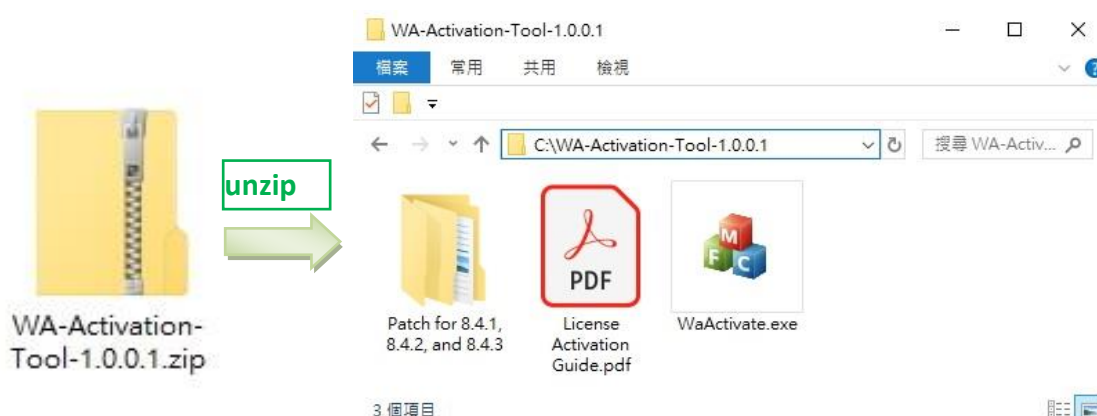
This activation mechanism only applies to WebAccess/SCADA version 8.4 and later. Please refer to “Activation Guide.pdf” within the Generator Zip File. If you have previous versions 8.4.1, 8.4.2, or 8.4.3, please use the patch attached in the Generator Tool zip together with the guideline provided.

For earlier versions such as 6, 7, 8.1, 8.2, and 8.3, the activation mechanism is **NOT** supported. Please upgrade to latest version (8.4.4 or higher) or use the USB dongle key licensing mechanism.

Activation Flowchart:

- Internet PC:** Redeem License → Open Activation Page → **STEP 3: Upload Activation File** → **STEP 4: Download Key File** → **STEP 5: Copy Key File**
- WA/SCADA PC:** **STEP 1: Download & Install WA** → **STEP 2: Run Activation Tool (admin.)**
- Data Flow:** An ENC file is generated during the Internet PC's activation process and is used by the WA/SCADA PC's activation tool.

- Please unzip “WA-Activation_Tool-X.X.X.X.zip” and you will get patch file, License Activation Guide.pdf and WaActivate.exe.



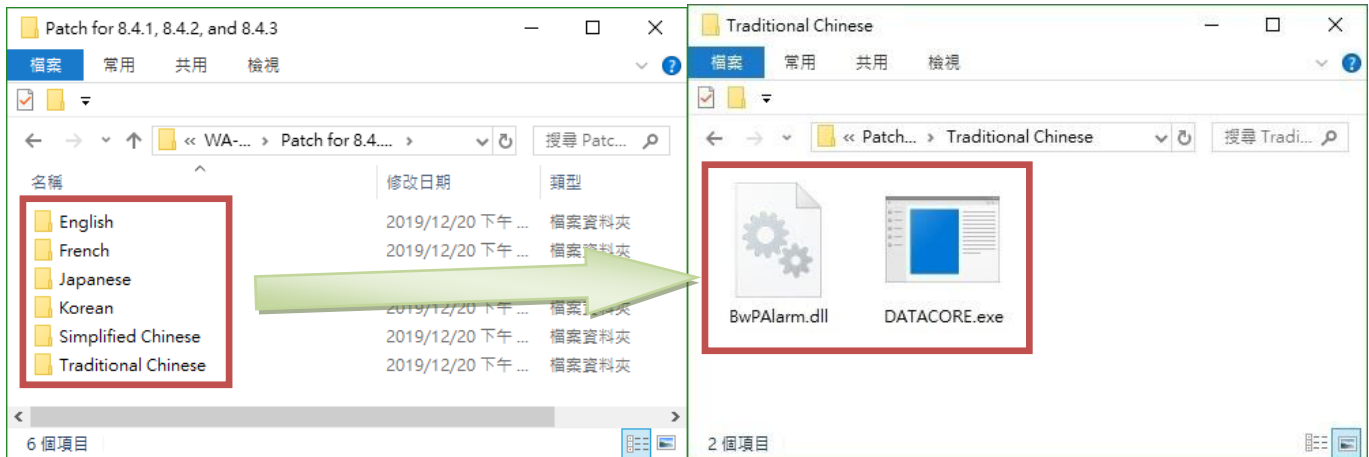
※If you are using WebAccess/SCADA 8.4.1~8.4.3, please follow steps as following:

(Please go to step 9 directly if you are using 8.4.4 or later version)

A. Re-Install WebAccess SCADA to 8.4.4 or later version.

(https://support.advantech.com/support/DownloadSRDetail_New.aspx?SR_ID=1-MS9MJV&Doc_Source=Download)

B. If you cannot re-install to 8.4.4 or later version, you need to follow B-1~B-3 to update two data in WebAccess.

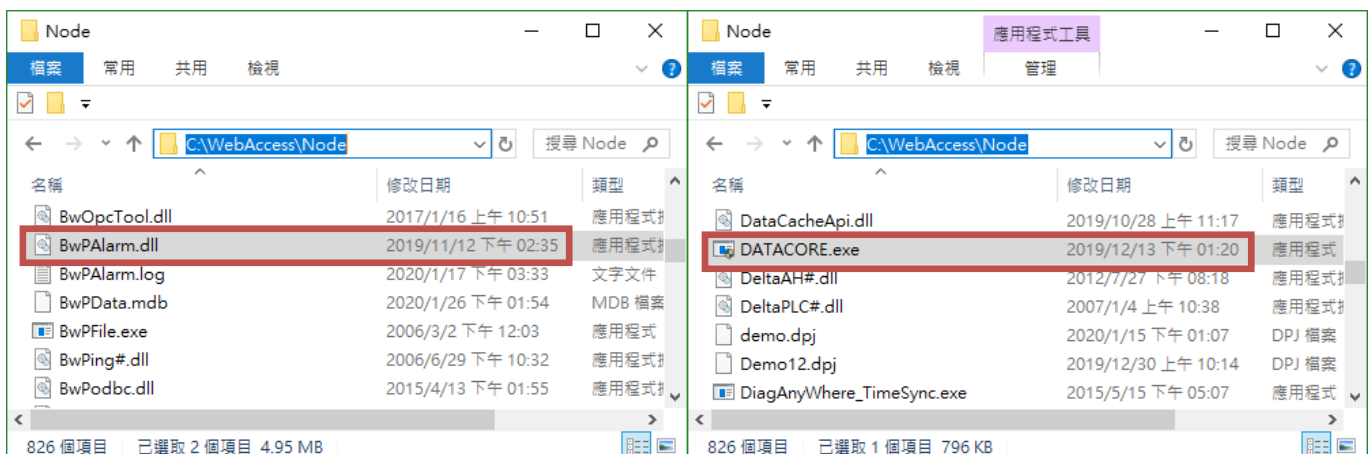


B-1. You need to use Exit WebAccess tool to turn off WebAccess, the link is as below:

(https://support.advantech.com/support/DownloadSRDetail_New.aspx?SR_ID=1-1KRCHH&Doc_Source=Download)



B-2. Copy BwPAlarm.dll and DATACORE.exe to C:\WebAccess\Node. You can check modified date to make sure if it can accomplish steps as following.

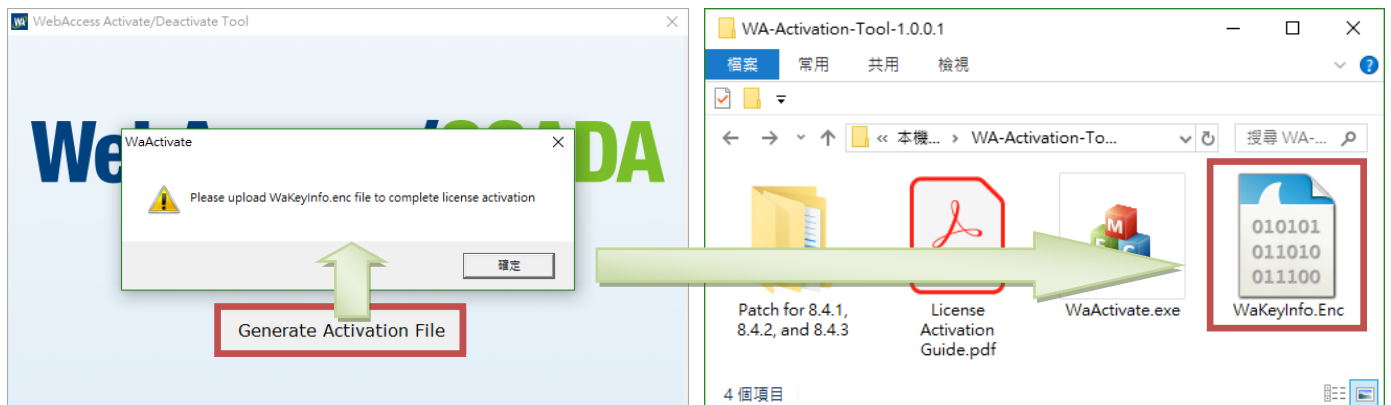


B-3. Reboot your computer.

9. Please right click at WaActivate.exe and use "Administrator" to open WebAccess Activate / Deactivate tool
 - > If your computer does not have license applied by WaActivate.exe, the button would be "Generate Activation File".
 - > If your computer has license applied by WaActivate.exe, the button would be "Generate Deactivation File".



10. Please press "Generate Activation File", tool would get some information from computer and create a WaKeyInfo.Enc file.



11. Please go back to "Activate Software Licenses" page, choose WaKeyInfo.Enc file by clicking "Browse" and press "Upload" to send file to server. You will see "Your activation has been successfully processed" and then download license Key files.

Activate Software Licenses

Enter your serial number/MAC or upload file to active and download the license key file.

WebAccess/SCADA

This activation will be associated to the indicated order. Some licenses may not be transferrable. Please check before confirming activation.

Upload your ENC file to Activate

Browse

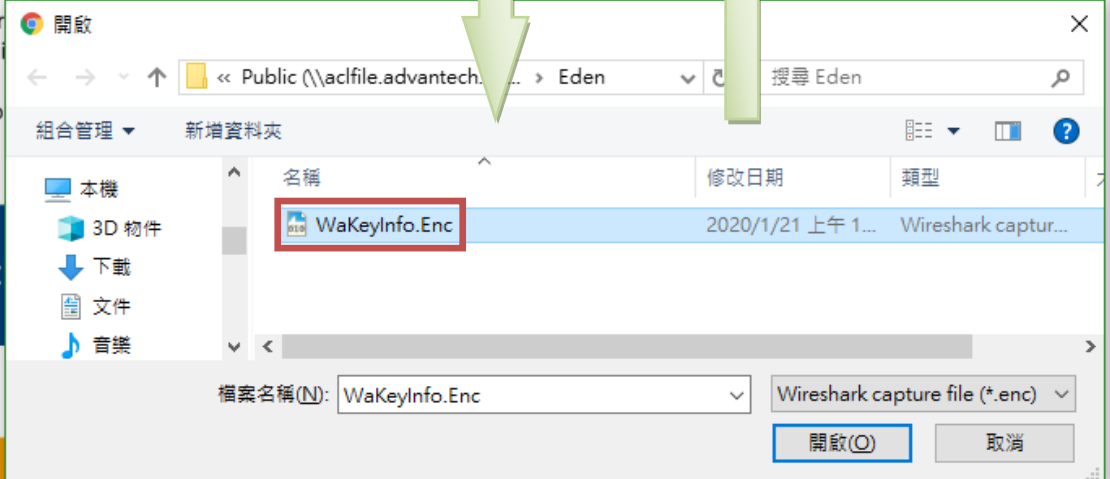
Upload

Product	License Details	Volume	Transaction ID	Account	Expiration
30 Days 3000 Tags Trial WA Activation Tool	Not activated yet	3000 Tags	1-1VFLHSQ	WISE-PaaS-Internal-AdvIoT-SAE	

This activation mechanism only applies to WebAccess/SCADA version 8.4 and later. Please refer to "Activation Guide.pdf" within the General Generator Tool zip.

For earlier version (8.4.4 or earlier), please refer to the "Activation Guide.pdf" within the General Generator Tool zip.

Internet PC



Activate Software Licenses

Enter your serial number/MAC or upload file to active and download the license key file.

WebAccess/SCADA

This activation will be associated to the indicated order. Some licenses may not be transferrable. Please check before confirming activation.

✓ Your activation has been successfully processed.

Download License Key Files

Product	License Details	Volume	Transaction ID	Account	Expiration
30 Days 3000 Tags Trial WA Activation Tool	Generated License File	3000 Tags	1-1VFLHSQ	WISE-PaaS-Internal-AdvIoT-SAE	

12. After download License file, you will get a zip file with transaction ID, unzip it to get an ENC file and license file "bwkserv.exe"

(The name of ENC file follows transaction ID when you subscribe software, it is the same as

Activate Software Licenses

Enter your serial number/MAC or upload file to active and download the license key file.

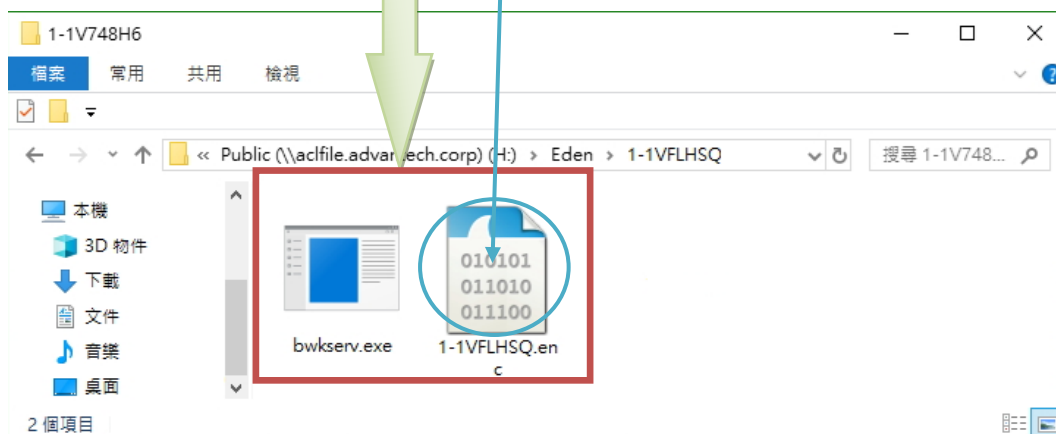
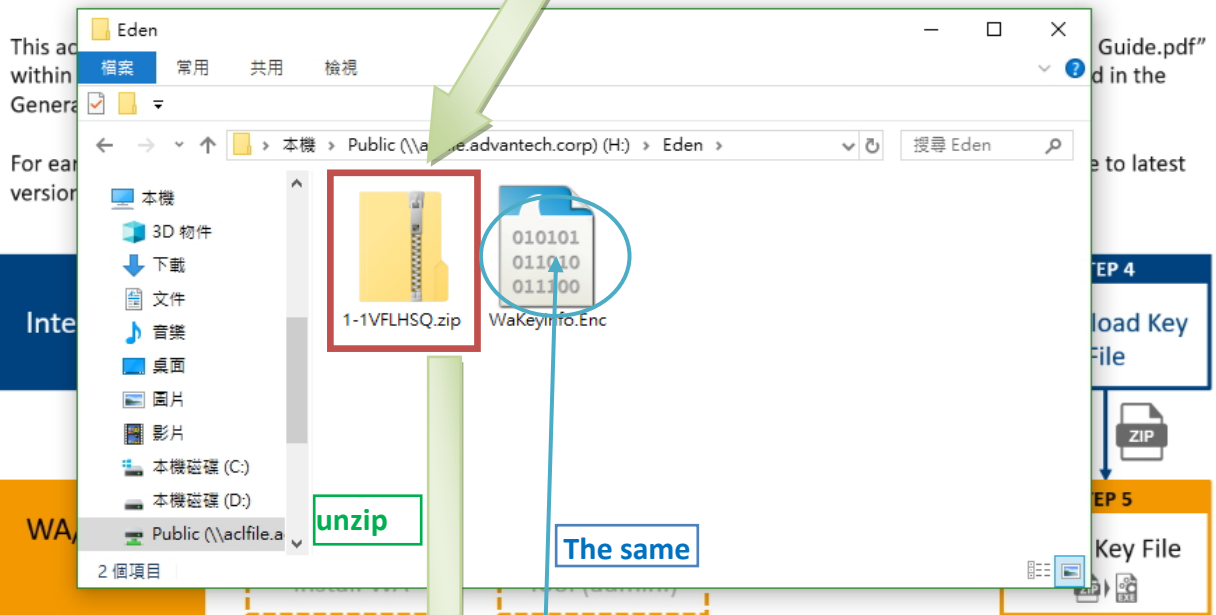
WebAccess/SCADA

This activation will be associated to the indicated order. Some licenses may not be transferrable. Please check before confirming activation.

✓ Your activation has been successfully processed.

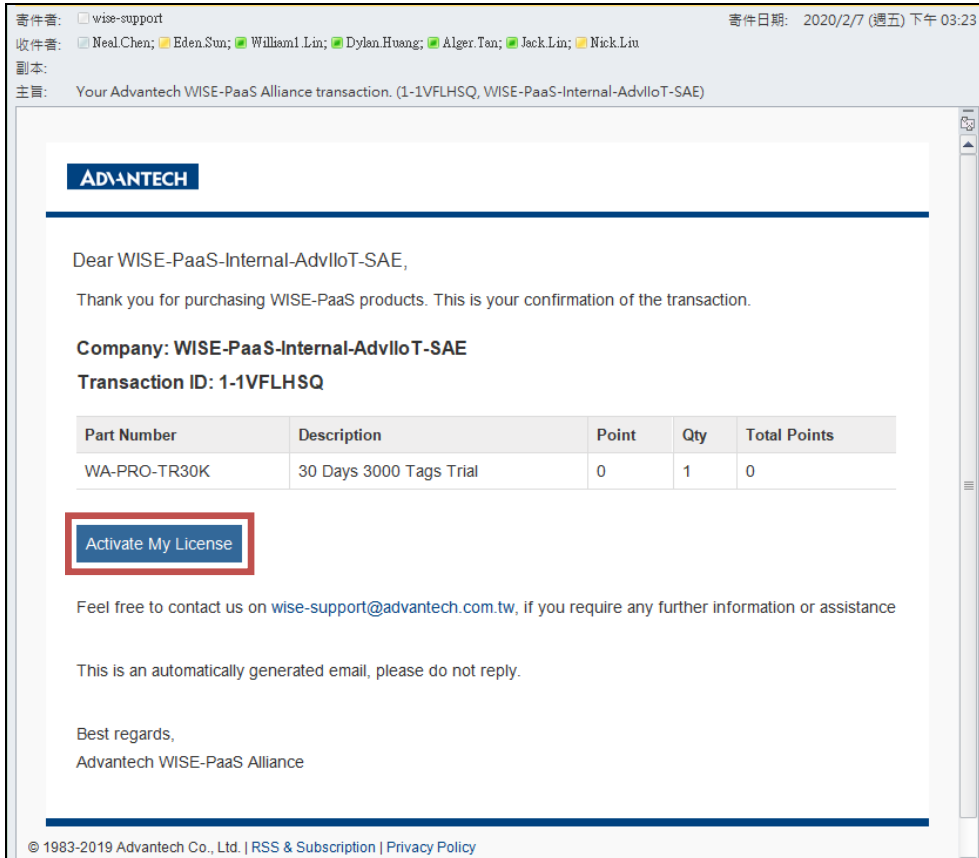
Download License Key Files

Product	License Details	Volume	Transaction ID	Account	Expiration
30 Days 3000 Tags Trial	Generated	3000 Tags	1-1VFLHSQ	WISE-PaaS-Internal-AdvIoT-SAE	
WAActivation Tool	License File				



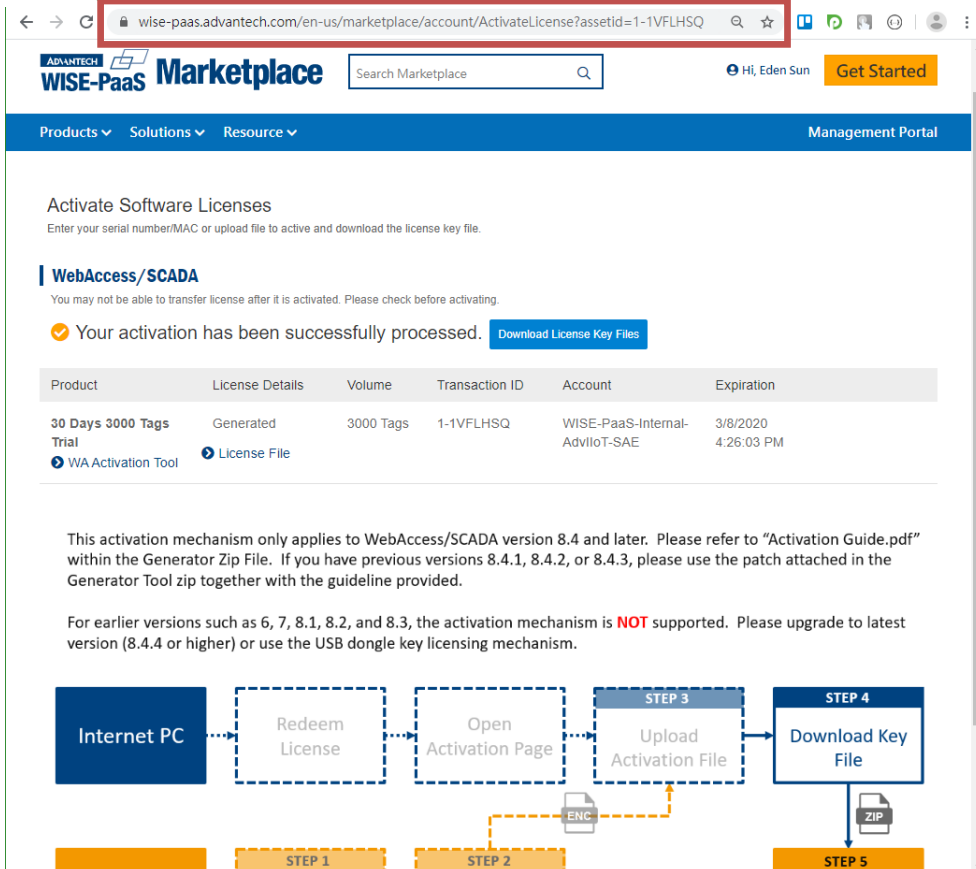
✳If you would like to download license file again, you can follow any step mentioned as following:

A. Click "Activate My License" in the E-Mail to guide to the correct link

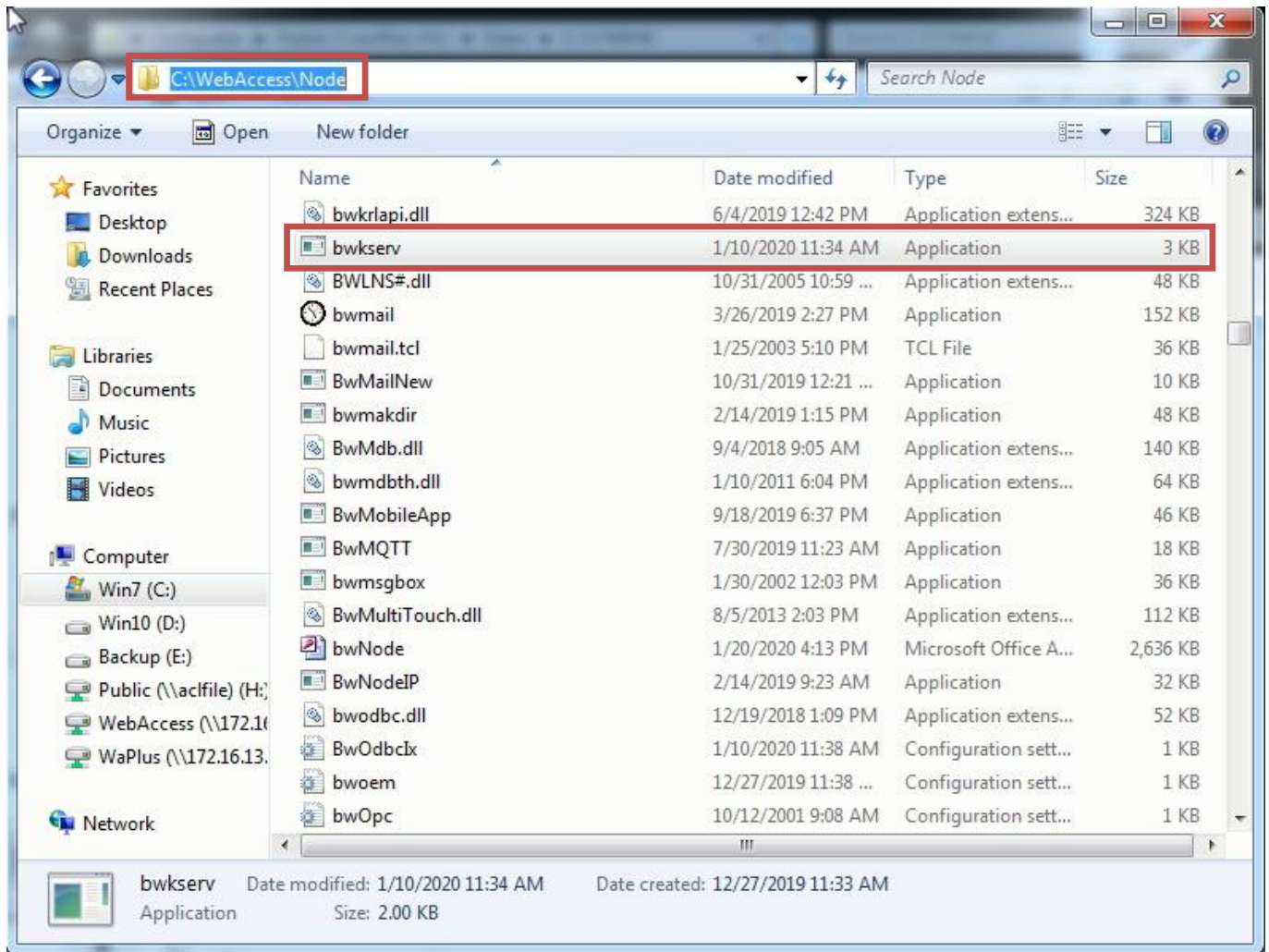


B. Key in the correct link to browser ° (Word in red is your transaction ID)

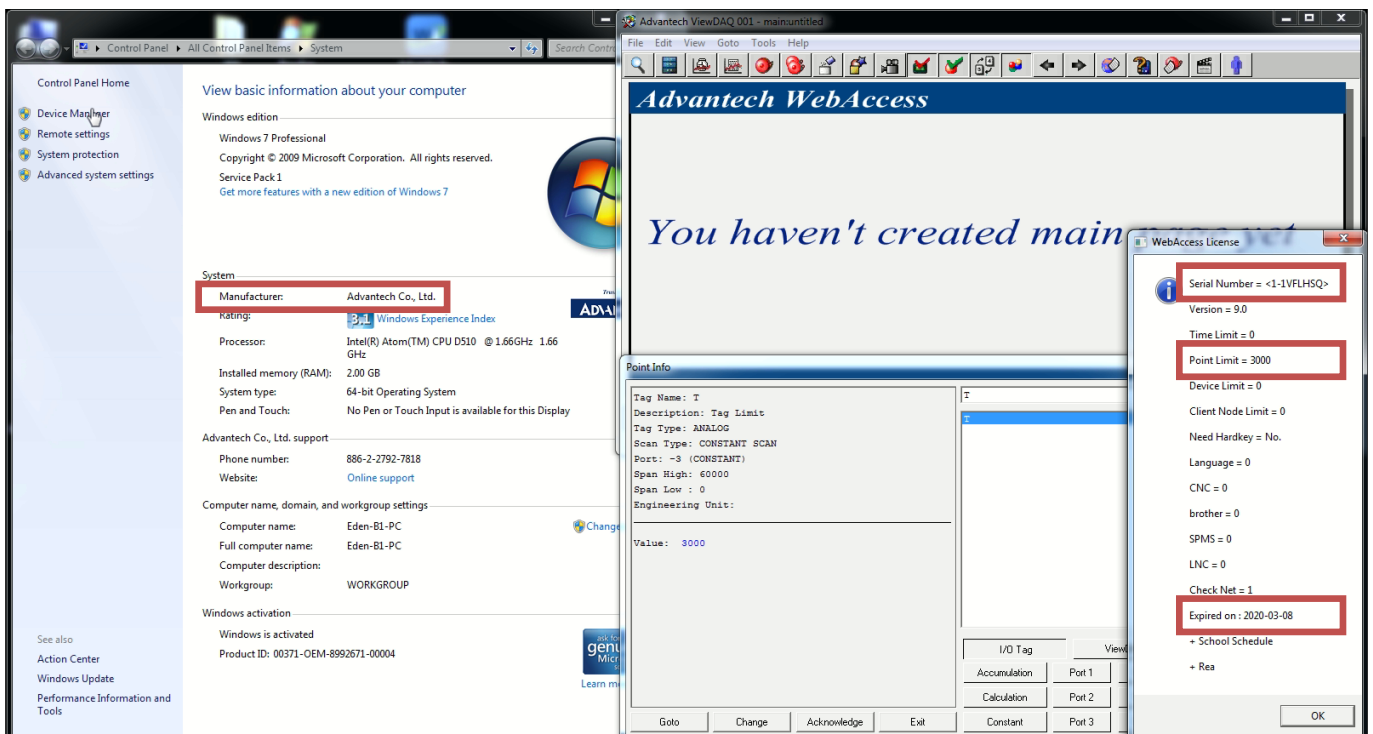
<https://wise-paas.advantech.com/en-us/marketplace/account/ActivateLicense?assetid=1-1VFLHSQ>



13. Please put bwkserv.exe to the computer you generate activation file, the folder would be → C:\WebAccedd\Node.



14. Please reboot the computer you will see license has been replaced by activated one. (30 days' trial)



■ **Pin Definition (in case of serial connection):**

■ **Reference:**